



Paper 9A
Public

Europeana Foundation Governing Board Meeting

23 June 2016
16h30 – 18h00 CEST
Teleconference

Content Report

Action proposed: For information and Q&A

Circulation:

Europeana Foundation Governing Board Members & Observers

Classification:

Public





Europeana – Core Service Platform

MILESTONE

MS7: CONTENT REPORT - MAY 2016

Revision	1.0
Date of submission	6 June 2016
Author(s)	Pablo Uceda Gomez, Kirsten de Hoog
Dissemination Level	Public



Co-financed by the European Union
Connecting Europe Facility

REVISION HISTORY AND STATEMENT OF ORIGINALITY

Revision History

Revision No.	Date	Author	Organisation	Description
1	06/06/2016	Pablo Uceda Gomez, Kirsten de Hoog	EF	Final draft

Statement of originality:



This deliverable contains original unpublished work except where clearly indicated otherwise. Acknowledgement of previously published material and of the work of others has been made through appropriate citation, quotation or both.

The sole responsibility of this publication lies with the author. The European Union is not responsible for any use that may be made of the information contained therein.


Table of Contents

Summary and KPI overview	4
Overview	5
Content in Europeana by Country Top 15	5
Content in Europeana by Data Provider Top 15	7
Europeana Publishing Framework	9
Content in Europeana by Copyright Status	10
Content in Europeana by Type	11

Summary and KPI overview

	KPI DSI-1 (May 2016)	May 2016	On track
Metadata records in Europeana	+ 5 mln (48 mln)	53,118,748	
Number of digital objects labelled under rights statements that allow re-use (PDM, CC0, Creative Commons, OOC-NC)	+4 mln (25 mln)	27,908,304	

Highlights in April 2016

	<ul style="list-style-type: none"> From the 4th of May 2016 to the 3th of June 2016, 100 datasets were processed, including new collections and updates; the total amount of records increased by 13,771 More than 19,000,000 records are open for re-use without restrictions. Some new providers like Museu started to provide content. Some inactive providers with broken links have been cleaned up.
---	---

Overview

Currently Europeana.eu features content from 36 countries in 34 languages across more than 3,700 data providers. In total there are **53,118,748** objects available in Europeana.eu. Several partners have submitted new or updated metadata to Europeana in the last month, including Archives Portal Europe, Arts Council Norway, AthenaPlus, Digitale Collectie, EAGLE, Europeana Sounds, EUscreenXL, LoCloud, MaNDA, OpenUp!, Slovenski nacionalni agregator e-vsebin, Swedish Open Cultural Heritage, The European Library, Europeana Newspapers.

In line with the Europeana Foundation's business plan 2016 and working towards its strategic plan 2015-2020, Europeana is working on improving the richness and the quality of the metadata present in the Europeana repository. This is being achieved by asking Europeana's partners to review the presence, quality and consistency of metadata fields, such as the description, title, date (created or issued), coverage (spatial or temporal). In addition to this Europeana is focusing on increasing the number of digital objects labelled with rights statements that enable re-use, and also on the provision of direct links to media files of high quality.

Content in Europeana by Country Top 15

Looking at the country division of metadata throughout the **53,118,748** digital objects available in Europeana.eu, the contribution by country is now more equally distributed across the partners. Germany, France, the Netherlands, Spain, Sweden, Italy and United Kingdom provided the majority of the content in Europeana.eu. Countries contributing less than one per cent of the

content are Portugal, Slovenia, Switzerland, Slovakia, Lithuania, Luxembourg, Israel, Malta, Russia, Bulgaria, Romania, Latvia, Turkey, Serbia, Cyprus, Croatia, Iceland, United States of America and Ukraine.

	Country	Total May 2016	Percentage	Difference with April 2016
	Other	4,912,286	9.25%	3,004
1	Netherlands	6,275,985	11.81%	17,529
2	Germany	5,577,193	10.47%	0
3	Norway	5,311,633	10.00%	383
4	France	4,720,733	8.89%	-3,681
5	Spain	4,529,295	8.54%	477
6	Italy	4,238,277	7.98%	2,533
7	Sweden	3,835,378	7.41%	179,465
8	United Kingdom	3,804,613	6.88%	-128,699
9	Austria	2,092,945	3.95%	-3,654
10	Poland	2,001,419	3.77%	1,410
11	Denmark	1,563,891	3.04%	-49,157
12	Belgium	1,361,713	2.56%	0
13	Europe	1,076,009	2.03%	2
14	Hungary	919,460	1.73%	2,847
15	Finland	904,073	1.70%	0
	Total	53,118,748	100.00%	13,771

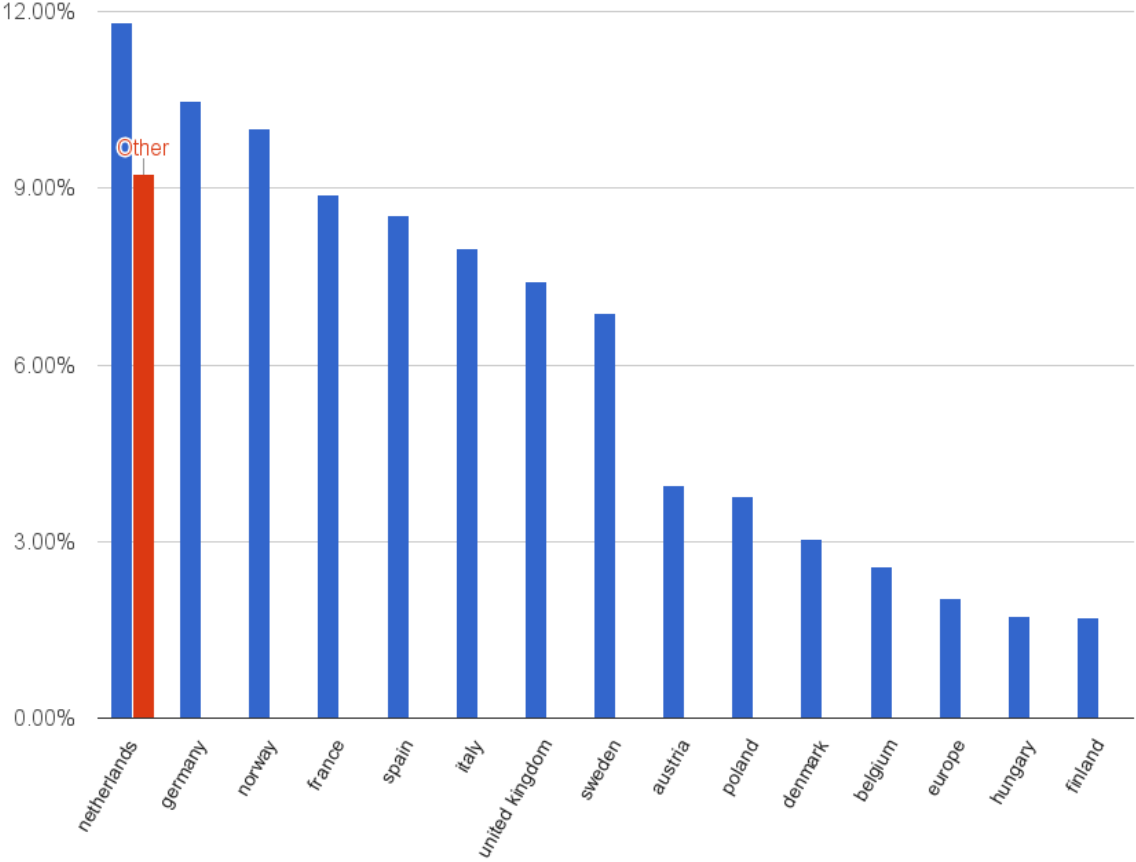


Figure 1. European top 15 by country

Content in Europeana by Data Provider Top 15

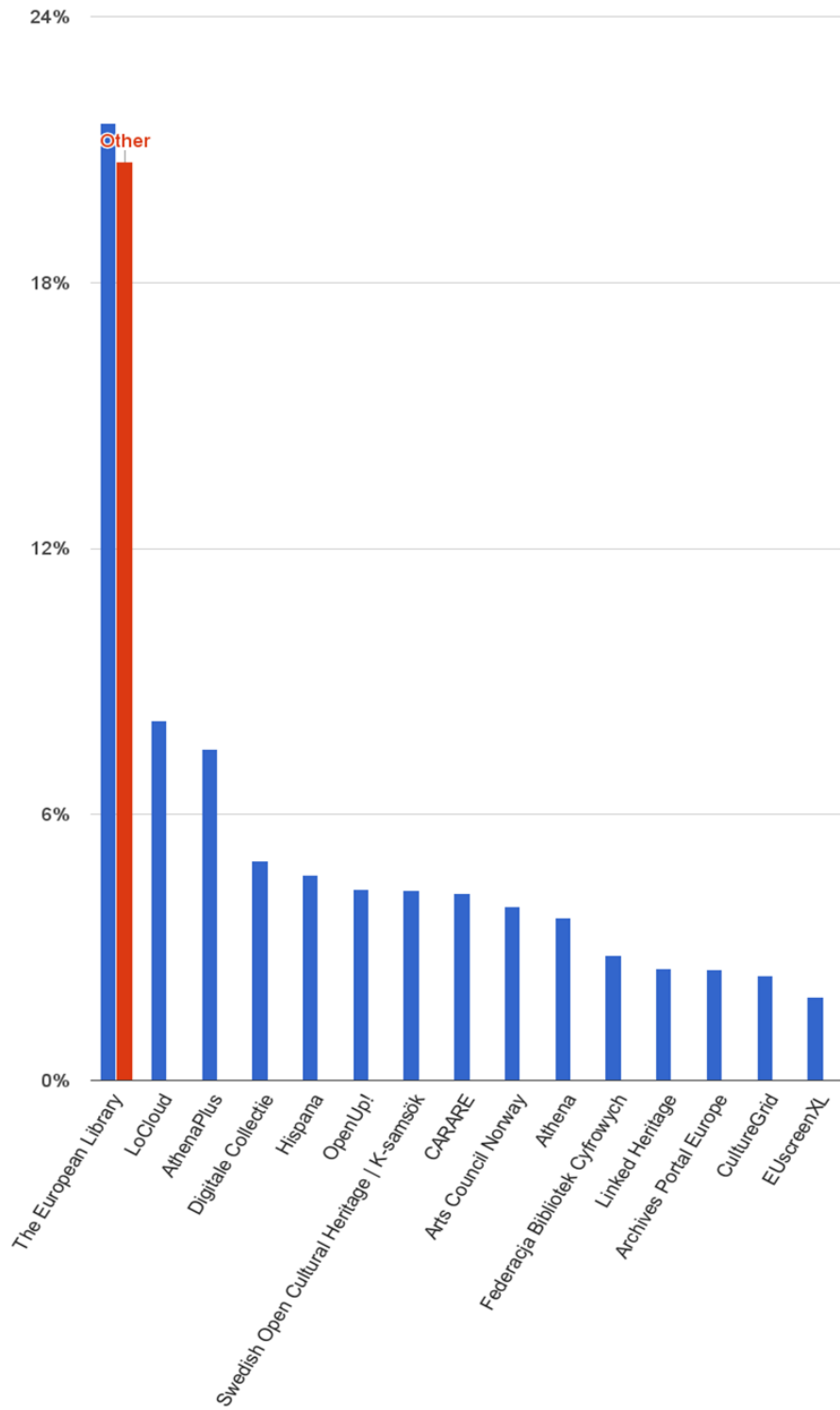


Figure 2. Europeana Content by Data Provider Top 15

Data Provider	Total May 2016	Percentage	Difference with April 2016
The European Library	11,475,549	22%	-7
LoCloud	4,312,510	8%	-99,008
AthenaPlus	3,967,913	7	-105,440
Digitale Collectie	2,629,852	5	0
Hispana	2,464,433	5	49,439
OpenUp!	2,295,122	4	18,116
Swedish Open Cultural Heritage K-samsök	2,274,825	4	35,141
CARARE	2,236,047	4	140,687
Arts Council Norway	2,078,050	4%	0
Athena	1,942,207	4%	-1,193
Federacja Bibliotek Cyfrowych	1,503,001	3%	0
Linked Heritage	1,344,831	3%	-16,305
Archives Portal Europe	1,325,830	2%	0
CultureGrid	1,260,151	2%	-36,914
EUscreenXL	1,003,680	2%	0
Other	11,004,745	1%	32,907
Total	53,118,746	100%	17,423

Europeana Publishing Framework

Improve data quality: we aim to add at least 2.5 million records to tier 2, 3 or 4 of the Europeana Publishing Framework.

Tier	Total May 2016	Percent	Difference with April 2016
Unrestricted	52,426,041	100,00%	-678,885
Tier 1	36,894,150	70%	1,571,828
Tier 2	3,286,964	6,26%	457,751
Tier 3	1,754,109	3,34%	-20,062
Tier 4	1,921,844	3,66%	5,974
Tier 2-4	6,962,917	13,28%	443,663

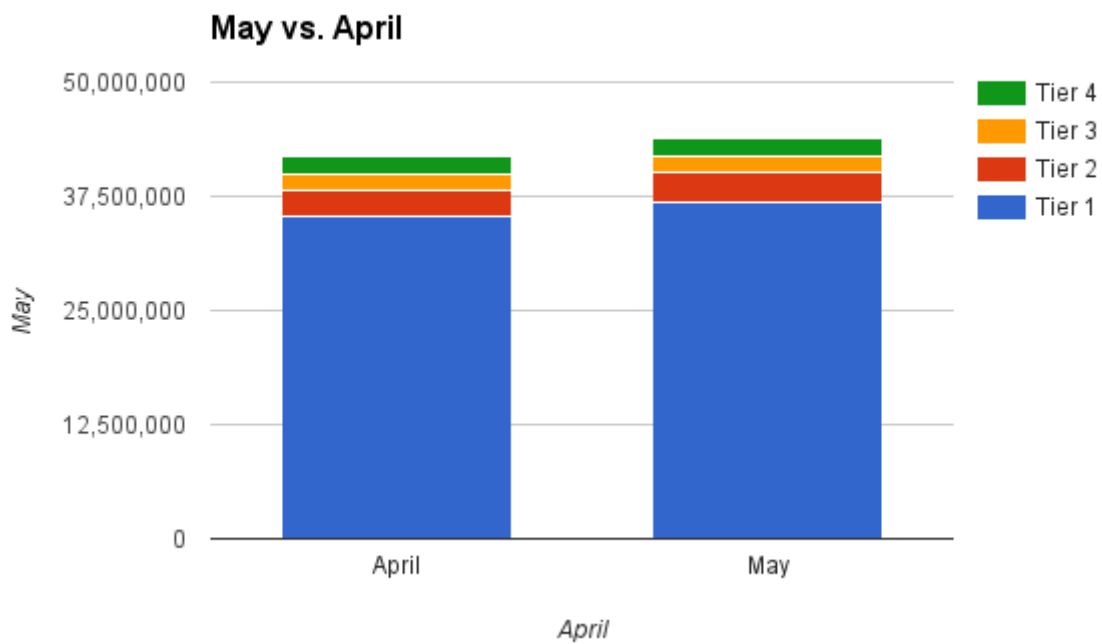


Figure 3. Europeana Content by Europeana Publishing Framework compliance.

Content in Europeana by Copyright Status

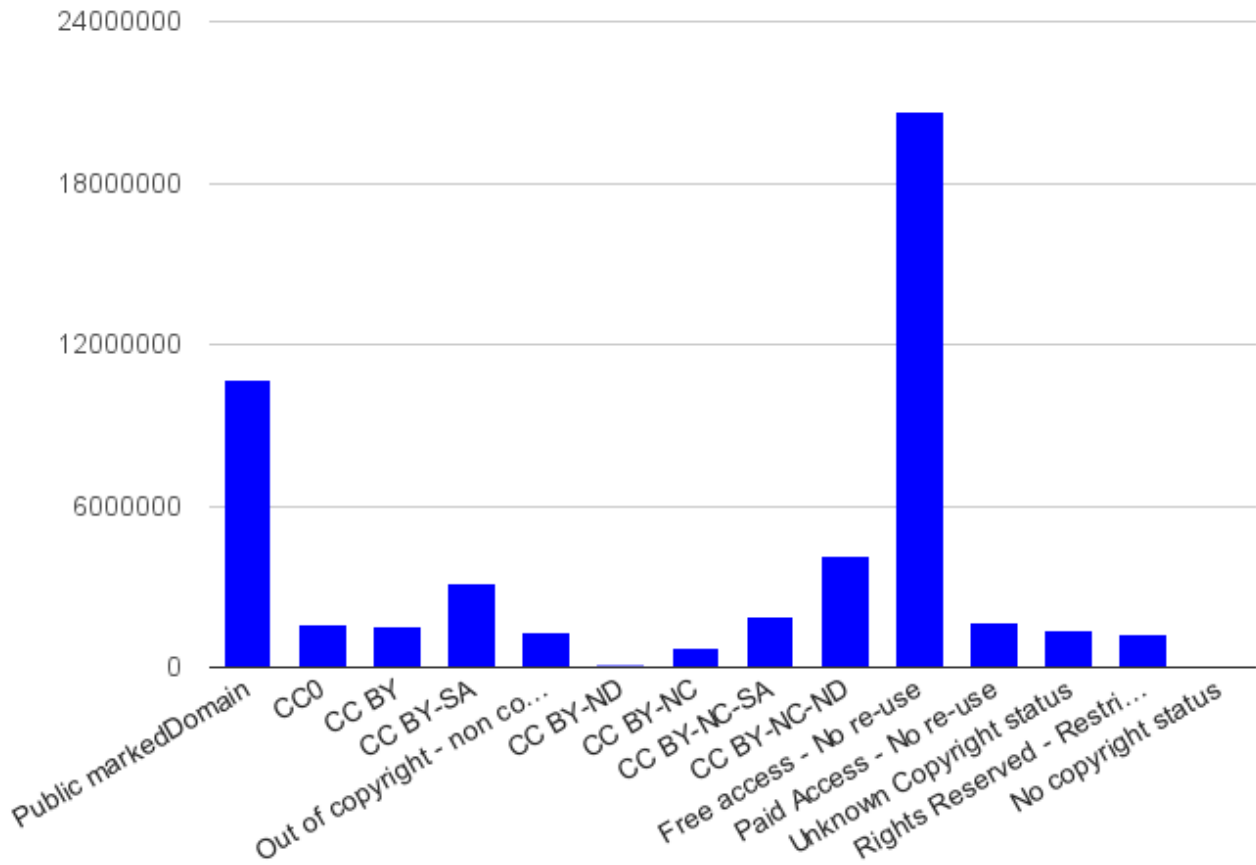


Figure 4. Europeana Content by Copyright Status.

Rights statement	Total May 2016	Percentage	Difference with April 2016 publication
Open for re-use (with attribution)			
Public marked Domain	12698687	23.91%	-53668
CC0	1693053	3.19%	69842
CC BY	2138771	4.03%	-136360
CC BY-SA	3142473	5.92%	16606
Subtotal	19,672,984	37.04%	-103,580
Open for re-use with restrictions			
Out of copyright - non commercial re-use	1317831	2.48%	0
CC BY-ND	93109	0.18%	7880
CC BY-NC	728867	1.37%	26967
CC BY-NC-SA	1931407	3.64%	3617
CC BY-NC-ND	4164106	7.84%	11028
Subtotal	8,235,320	15.50%	49,492
Subtotal re-use	27,908,304	52.54%	-54,088
No re-use			
Free access - No re-use	20805004	39.17%	-91295
Paid Access - No re-use	1652640	3.11%	6
Unknown Copyright status	1491809	2.81%	158001
Rights Reserved - Restricted Access	1249112	2.35%	0
No copyright status	11878	0.02%	764
Subtotal	25,210,444	47.46%	67,476
Total	53,118,748	100.00%	13,388

Content in Europeana by Type

	IMAGE	TEXT	SOUND	VIDEO	3D	Total
All	28,553,955	22,578,102	841,655	1,118,483	26,552	53,118,747